International Wirenetting Industries

International specifications

Mesh	S.W.G.	DIAMETER OF WIRE Inches	DIAMETER OF WIRE Milli Meters	SIZE OF OPENING Inches	SIZE OF OPENING Milli Meters	Approx Percentage Open Area
26	29	0.0136	0.3454	0.0249	0.6315	41.789
	30	0.0124	0.3150	0.0261	0.6619	45.909
	31	0.0116	0.2946	0.0269	0.6823	48.782
	32	0.0108	0.2743	0.0277	0.7026	51.728
30	30	0.0124	0.3150	0.0209	0.5317	39.432
	31	0.0116	0.2946	0.0217	0.5521	42.517
	32	0.0108	0.2743	0.0225	0.5724	45.701
	33	0.0100	0.2540	0.0233	0.5927	49.000
	34	0.0092	0.2337	0.0241	0.6130	52.414
	35	0.0084	0.2134	0.0249	0.6333	55.943
	36	0.0076	0.1930	0.0257	0.6537	59.606
36	33	0.0100	0.2540	0.0178	0.4516	40.960
	34	0.0092	0.2337	0.0186	0.4719	44.726
	35	0.0084	0.2134	0.0194	0.4922	48.657
	36	0.0076	0.1930	0.0202	0.5126	52.774
40	32	0.0108	0.2743	0.0142	0.3607	32.266
	33	0.0100	0.2540	0.0150	0.3810	36.000
	34	0.0092	0.2337	0.0158	0.4013	39.938
	35	0.0084	0.2134	0.0174	0.4420	44.087
	36	0.0076	0.1930	0.0182	0.4420	48.450
	37	0.0068	0.1727	0.0182	0.4623	53.003
	38	0.0060	0.1524	0.0190	0.4826	57.760
	39	0.0052	0.1321	0.0198	0.5029	62.721
50	33	0.0100	0.2540	0.0100	0.2540	25.000
	34	0.0092	0.2337	0.0108	0.2743	29.156
	35	0.0084	0.2134	0.0116	0.2946	33.631
	36	0.0076	0.1930	0.0124	0.3150	38.450
	37	0.0068	0.1727	0.0132	0.3353	43.565
	38	0.0060	0.1524	0.0140	0.3556	49.000
	39	0.0052	0.1321	0.0148	0.3759	54.754
60	35	0.0084	0.2134	0.0083	0.2099	24.592
	36	0.0076	0.1930	0.0091	0.2303	29.604
	37	0.0068	0.1727	0.0099	0.2506	35.052
	38	0.0060	0.1524	0.0107	0.2709	40.960
	39	0.0052	0.1321	0.0115	0.2912	47.328
	40	0.0048	0.1219	0.0119	0.3014	50.701
70	36	0.0076	0.1930	0.0067	0.1699	21.913
	37	0.0068	0.1727	0.0075	0.1902	27.463
	38	0.0060	0.1524	0.0083	0.2105	33.640
	39	0.0052	0.1321	0.0091	0.2308	40.443
	40	0.0048	0.1219	0.0095	0.2419	44.097
80	37	0.0068	0.1727	0.0057	0.1448	20.799
	38	0.0060	0.1524	0.0065	0.1651	27.040
	39	0.0052	0.1321	0.0073	0.1854	34.098
	40	0.0048	0.1219	0.0077	0.1956	37.953
	41	0.0044	0.1118	0.0081	0.2057	41.974
	42	0.0040	0.1016	0.0085	0.2159	46.240
100	40	0.0048	0.1219	0.0052	0.1321	27.048
	41	0.0044	0.1118	0.0056	0.1422	31.342
	42	0.0040	0.1016	0.0060	0.1524	36.000
	43	0.0036	0.0914	0.0064	0.1626	40.980
	44	0.0032	0.0813	0.0068	0.1727	46.229
120	42	0.0040	0.1016	0.0043	0.1101	27.040
	43	0.0036	0.0914	0.0047	0.1203	32.284
	44	0.0032	0.0813	0.0051	0.1304	37.934
	45	0.0028	0.0711	0.0055	0.1406	44.102
150	45	0.0028	0.0711	0.0039	0.0982	33.654
	46	0.0024	0.0610	0.0043	0.1083	40.980
	47	0.0020	0.0508	0.0047	0.1185	49.000
170	46	0.0024	0.0610	0.0035	0.0884	35.015
	47	0.0020	0.0508	0.0039	0.0986	43.560
200	47	0.0020	0.0508	0.0030	0.0762	36.000
	48	0.0016	0.0406	0.0034	0.0864	46.283
250	48	0.0016	0.0406	0.0024	0.0610	36.047
	49	0.0012	0.0305	0.0028	0.0711	48.972
300	48	0.0016	0.0406	0.0017	0.0441	27.089
	49	0.0012	0.0305	0.0021	0.0542	40.930
325	48	0.0016	0.0406	0.0015	0.0376	23.089
	49	0.0012	0.0305	0.0019	0.0477	37.179
400	49	0.0012	0.0305	0.0013	0.0330	27.007
	50	0.0010	0.0254	0.0015	0.0381	36.000
500	49	0.0012	0.0305	0.0008	0.0203	15.969
	50	0.0010	0.0254	0.0010	0.0254	25.000

International Wirenetting Industries



Please Contact
+91-9324278215

1, Marudhar Industrial Estate, Tembhode Satpati Road,
Vill. Aliyali, Palghar - 401 404. Dist.: Thane.
Tel. : 02525 - 251186 / 88
Fax : 02525 - 251189
Email : iwimesh@vsnl.net / iwimesh@iwimesh.net
Website : www.iwimesh.net

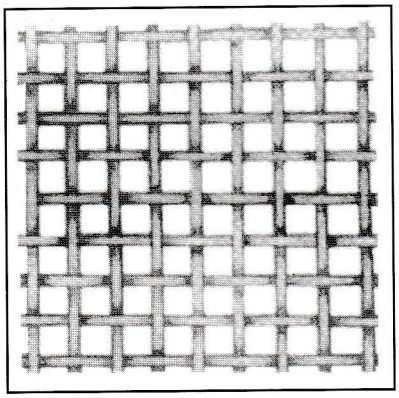

SQUARE MESH :

Manufactured in G.I., S.S., P.B., Brass, Copper as per ISI/BSS/ASTM with finest microns and meshes, Dutch Twilled Weaves also available.

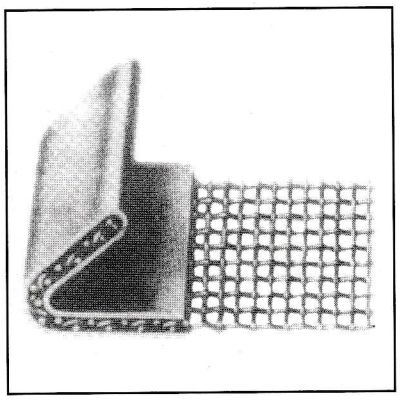

VIBRATING SCREENS :

Manufactured with or without side panels in required sizes, aperture, dia with different metals such as Stainless Steel, Spring Steel, G.I., M.S., High Carbon, High Tensile etc. available in cut sizes.

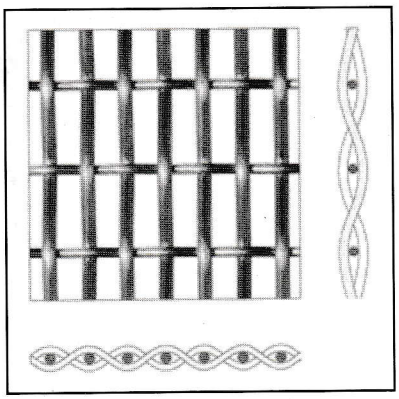

RECTANGULAR MESH :

Manufactured As per your required width & different size such as Stainless Steel, Spring Steel, G.I., M.S., High Carbon etc.

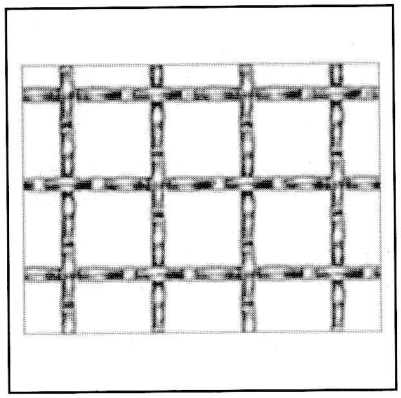

CRIMPED WIRE MESH

Heaviest upto 1" rod (25mm) thick in Spring Steel, Stainless Steel, High Carbon, High Tensile, G.I., M.S. etc.

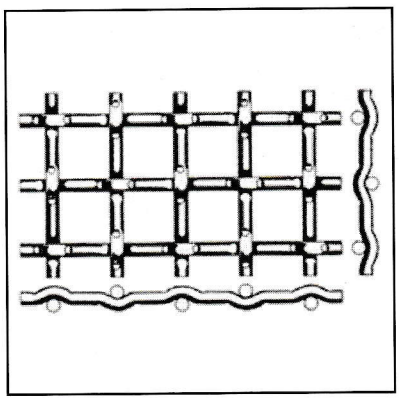

FLAT TOP / DOVEX TYPE SCREEN

Manufactured in S.S. 304, 3
Quality - any width
length.

Specially for Sugar Facto
Industries.



PERFORATED SHEETS

Manufactured in CRC
M.S., G.I., SS-30
SS-316, Johnson scree
etc. in required types-Squa
Round, Rectangular, Triagu
Holes.

International Wirenetting Industries



CHAINLINK FENCING :

Manufactured in G.I; PVC coated & Stainless Steel 6 G to 18 G in any Height / Length / width / Sizes etc.



CONVEYOR BELTS :

Manufactured in Spring Steel, G.I., S.S. etc. in required sizes. Special Conveyor for Dehydrating plants are also available.



DEMISTER PAD:

Manufactured in S.S. wire & S.S. grid frames in required sizes using Mist & entrained liquid for separations.

A LIST FOR YOU TO GET LISTED WITH US

International Wirenetting Industries



WELDED MESH :

Manufactured in G.I., S.S. in any width upto 2 mtrs.

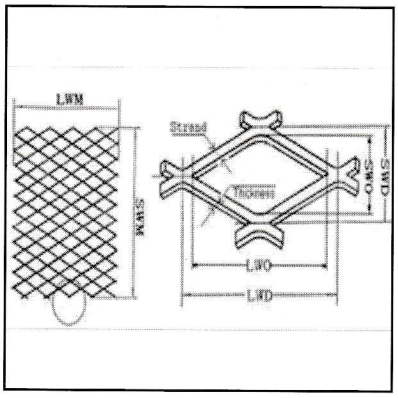

EXPANDED METAL :

Manufactured in S.S., G.I., M.S. as per your requirement in any width and gauge.

APPLICATIONS

1) AERONAUTICS
2) AGRICULTURE
3) ATOMIC POWER STATION
4) ASBESTOS INDS.
5) AUTOMOBILE
6) CEMENT INDS.
7) CERAMIC TILES INDS.
8) CHEMICAL INDS.
9) COAL MINES INDS.
10) DRYERS INDS.
11) DEHYDRATION PLANT
12) FERTILIZER
13) FOODS PROCESSING INDS.
14) GLASS INDS.
15) IRRIGATION PROJECTS
16) MINES
17)PHARMACEUTICALS
18) PULP & PAPER INDS.
19) PULVERISING UNITS
20) RAYON INDS.
21) RUBBER INDS.
22) STRAW BOARD INDS.
23) SUGAR INDS.
24) SYNTHETIC FIBRES

AND MANY MORE

JUST EMAIL /FAX YOUR REQUIREMENT WE RUSH THE PRODUCTS

International Wirenetting Industries

International specifications

Mesh	S.W.G.	DIAMETER OF WIRE Inches	DIAMETER OF WIRE Milli Meters	SIZE OF OPENING Inches	SIZE OF OPENING Milli Meters	Approx Percentage Open Area
2	12	0.1040	2.6416	0.3960	10.0584	62.726
	13	0.0920	2.3380	0.4080	10.3620	66.570
	14	0.0800	2.0320	0.4200	10.6680	70.560
	15	0.0720	1.8288	0.4280	10.8712	73.274
	16	0.0640	1.6256	0.4360	11.0744	76.038
	17	0.0560	1.4224	0.4440	11.2776	78.854
	18	0.0480	1.2192	0.4520	11.4808	81.722
3	12	0.1040	2.6416	0.2293	5.8251	47.334
	13	0.0920	2.3380	0.2413	6.1287	52.397
	14	0.0800	2.0320	0.2533	6.4347	57.760
	15	0.0720	1.8288	0.2613	6.6379	61.466
	16	0.0640	1.6256	0.2693	6.8411	65.286
	17	0.0560	1.4224	0.2773	7.0443	69.222
	18	0.0480	1.2192	0.2853	7.2475	73.274
4	14	0.0800	2.0320	0.1700	4.3180	46.240
	15	0.0720	1.8288	0.1780	4.5212	50.694
	16	0.0640	1.6256	0.1860	4.7244	55.354
	17	0.0560	1.4224	0.1940	4.9276	60.218
	18	0.0480	1.2192	0.2020	5.1308	65.286
	19	0.0400	1.0160	0.2100	5.3340	70.560
	20	0.0360	0.9144	0.2140	5.4356	73.274
5	15	0.0720	1.8288	0.1280	3.2512	40.960
	16	0.0640	1.6256	0.1360	3.4544	46.240
	17	0.0560	1.4224	0.1440	3.6576	51.840
	18	0.0480	1.2192	0.1520	3.8608	57.760
	19	0.0400	1.0160	0.1600	4.0640	64.000
	20	0.0360	0.9144	0.1640'	4.1656	67.240
	21	0.0320	0.8128	0.1680	4.2672	70.560
6	16	0.0640	1.6256	0.1027	2.6077	37.946
	17	0.0560	1.4224	0.1107	2.8109	44.090
	18	0.0480	1.2192	0.1187	3.0414	50.694
	19	0.0400	1.0160	0.1267	3.2173	57.760
	20	0.0360	0.9144	0.1307	3.3189	61.466
	21	0.0320	0.8128	0.1347	3.4205	65.286
	22	0.0280	0.7112	0.1387	3.5221	69.222
	23	0.0240	0.6096	0.1427	3.6237	73.274
	24	0.0220	0.5588	0.1447	3.6745	71.572
7	16	0.0640	1.6256	0.0789	2.0030	30.470
	17	0.0560	1.4224	0.0869	2.2062	36.966
	18	0.0480	1.2192	0.0949	2.4094	44.090
	19	0.0400	1.0160	0.1029	2.6126	51.840
	20	0.0360	0.9144	0.1069	2.7142	55.950
	21	0.0320	0.8128	0.1109	2.8158	60.218
	22	0.0280	0.7112	0.1149	2.9174	64.642
	23	0.0240	0.6096	0.1189	3.0190	69.222
	24	0.0220	0.5588	0.1209	3.0698	71.572
8	18	0.0480	1.2192	0.0770	1.9558	37.946
	19	0.0400	1.0160	0.0850	2.1590	46.240
	20	0.0360	0.9144	0.0890	2.2606	50.694
	21	0.0320	0.8128	0.0930	2.3622	55.354
	22	0.0280	0.7112	0.0970	2.4638	60.218
	23	0.0240	0.6096	0.1010	2.5654	65.286
	24	0.0220	0.5588	0.1038	2.6162	67.898
	25	0.0200	0.4572	0.1070	2.7178	73.274
	26	0.0180	0.5080	0.1050	2.2667	70.580
	27	0.0164	0.4166	0.1086	2.7584	75.479
9	18	0.0480	1.2192	0.0631	1.6030	32.262
	19	0.0400	1.0160	0.0711	1.8062	40.960
	20	0.0360	0.9144	0.0751	1.9078	45.698
	21	0.0320	0.8128	0.0791	2.0094	50.694
	22	0.0280	0.7112	0.0831	2.1110	55.950
	23	0.0240	0.6096	0.0871	2.2126	61.466
	24	0.0220	0.5588	0.0891	2.2634	64.320
	25	0.0200	0.5080	0.0911	2.3142	67.240
	26	0.0180	0.4572	0.0931	2.3650	70.224
	27	0.0164	0.4166	0.0947	2.4056	72.656
	28	0.0148	0.3759	0.0963	2.4463	75.135
10	20	0.0360	0.9144	0.0640	1.6256	40.960
	21	0.0320	0.8128	0.0680	1.7272	46.240
	22	0.0280	0.7112	0.0720	1.8288	51.840
	23	0.0240	0.6096	0.0760	1.9304	57.760
	24	0.0220	0.5588	0.0780	1.9812	60.840
	25	0.0200	0.5080	0.0800	2.0320	64.000
	26	0.0180	0.4572	0.0820	2.0828	67.240
	27	0.0164	0.4166	0.0836	2.1234	69.887
	28	0.0148	0.3759	0.0852	2.1641	72.592

International Wirenetting Industrie

International specifications

Mesh	S.W.G.	DIAMETER OF WIRE Inches	DIAMETER OF WIRE Milli Meters	SIZE OF OPENING Inches	SIZE OF OPENING Milli Meters	Approx Percentage Open Area
12	20	0.0360	0.9144	0.0473	1.2023	32.262
	21	0.0320	0.8128	0.0513	1.3039	37.946
	22	0.0280	0.7112	0.0553	1.4055	44.090
	23	0.0240	0.6096	0.0593	1.5071	50.694
	24	0.0220	0.5588	0.0613	1.5579	54.170
	25	0.0200	0.5080	0.0633	1.6087	57.760
	26	0.0180	0.4572	0.0653	1.6596	61.466
	27	0.0164	0.4166	0.0669	1.7001	64.510
	28	0.0148	0.3759	0.0685	1.7408	67.636
	29	0.0136	0.3454	0.0697	1.7713	70.027
	30	0.0124	0.3150	0.0709	1.8017	72.450
	31	0.0116	0.2946	0.0717	1.8221	74.101
	32	0.0108	0.2743	0.0725	1.8428	75.761
14	22	0.0280	0.7112	0.0434	1.1031	36.966
	23	0.0240	0.6096	0.0474	1.2047	44.090
	24	0.0220	0.5588	0.0494	1.2555	47.886
	25	0.0200	0.5080	0.0514	1.3063	51.840
	26	0.0180	0.4572	0.0534	1.3571	55.950
	27	0.0164	0.4166	0.0550	1.3977	59.348
	28	0.0148	0.3759	0.0566	1.4387	62.855
	29	0.0136	0.3454	0.0578	1.4689	65.549
	30	0.0124	0.3150	0.0590	1.4993	68.290
	31	0.0116	0.2946	0.0598	1.5197	70.161
	32	0.0108	0.2743	0.0606	1.5400	72.048
16	24	0.0220	0.5588	0.0405	1.0287	41.990
	25	0.0200	0.5080	0.0425	1.0795	46.240
	26	0.0180	0.4572	0.0445	1.1303	50.694
	27	0.0164	0.4166	0.0461	1.1709	54.402
	28	0.0148	0.3759	0.0477	1.2116	58.249
	29	0.0136	0.3454	0.0489	1.2421	61.219
	30	0.0124	0.3150	0.0501	1.2725	64.252
	31	0.0116	0.2946	0.0509	1.2929	66.329
	32	0.0108	0.2743	0.0517	1.3132	68.428
18	24	0.0220	0.5588	0.0336	0.8523	36.482
	25	0.0200	0.5080	0.0356	0.9031	40.960
	26	0.0180	0.4572	0.0376	0.9539	45.698
	27	0.0164	0.4166	0.0392	0.9945	49.670
	28	0.0148	0.3759	0.0408	1.0352	53.819
	29	0.0136	0.3454	0.0420	1.0657	57.037
	30	0.0124	0.3150	0.0432	1.0961	60.337
	31	0.0116	0.2946	0.0440	1.1165	62.604
	32	0.0108	0.2743	0.0448	1.1368	64.901
	33	0.0100	0.2540	0.0456	1.1571	67.240
20	24	0.0220	0.5588	0.0280	0.7112	31.360
	25	0.0200	0.5080	0.0300	0.7620	36.000
	26	0.0180	0.4572	0.0320	0.8128	40.960
	27	0.0164	0.4166	0.0336	0.8534	45.154
	28	0.0148	0.3759	0.0352	0.8941	49.564
	29	0.0136	0.3454	0.0364	0.9246	53.003
	30	0.0124	0.3150	0.0376	0.9550	56.546
	31	0.0116	0.2946	0.0384	0.9754	58.987
	32	0.0108	0.2743	0.0392	0.9957	61.468
	33	0.0100	0.2540	0.0400	1.0160	64.000
22	30	0.0124	0.3150	0.0331	0.8395	52.877
	31	0.0116	0.2946	0.0339	0.8599	55.478
	32	0.0108	0.2743	0.0347	0.8802	58.128
24	24	0.0220	0.5588	0.0197	0.4995	22.278
	25	0.0200	0.5080	0.0217	0.5503	27.040
	26	0.0180	0.4572	0.0237	0.6011	32.262
	27	0.0164	0.4166	0.0253	0.6417	36.768
	28	0.0148	0.3759	0.0269	0.6824	41.579
	29	0.0136	0.3454	0.0281	0.7129	45.379
	30	0.0124	0.3150	0.0293	0.7433	49.331
	31	0.0116	0.2946	0.0301	0.7637	52.076
	32	0.0108	0.2743	0.0309	0.7840	54.881

INTERNATIONAL WIRENETTING INDUSTRIES

AN ISO 9001:2000 CERTIFIED ORGANISATION

URS UKAS QUALITY MANAGEMENT 043-A

ISO 9001: 2000 CERTIFIED ORGANISATION

Post Box No. 41, 1, Marudhar Industrial Estate, Satpati Road, Vill.: Aliyali,
Palghar, Dist.: Thane - 401 404. • Tel.: 02525 - 251186 / 88.
e-mail:- iwimesh@vsnl.net



BALANCED WEAVE

Type L/K-5, 60-16, 40-16

Specification : 60-16, 40-16
60 coils of 16 swg per foot width.
40 crimped cross members of 15 swg per foot length

Details : Weight : 12.5 kg per sq. mt.
Thickness : 8 mm
Maximum working tension - 1150 lbs per foot width.

Application : All purpose balanced weave belt specially used for I.S. Machine conveyors in Glass Industry

Note : Available in 60-20, 40-18, 60-18, 40-16



BALANCED WEAVE

Type L/K-19, 24-10, 20-10

Specification : 24-10, 20-10
24 coils of 10 swg per foot width.
20 crimped cross members of 10 swg per foot length

Details : Weight : 22 kg per sq. mt.
Thickness : 9 - 10 mm
Maximum working tension - 2700 lbs per foot width of the belt

Application : A general purpose balanced weave conveyor belt. Specially suitable for glass annealing Lehrs.

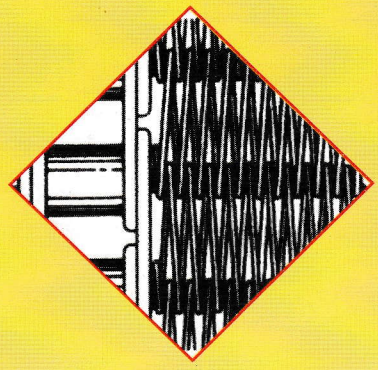

ROLLER CHAIN SELVEDGE

Specification : Conveyor belt to suit pitch of the roller chain used Roller chain 5/B", 3/4", 1" or 2" pitch

Details : Details of particular requirements as per application.

Application : Designed for high speed sprocket drive with a balanced weave belt for conveying small and medium sized components.



ROD REINFORCED

Type 18-12, 18-12

Specification : 18-12, 18-12
18 coils of 12 swg per foot width
18 straight cross members of 12 swg per length.

Details : Weight : 11 kg per sq. mt.
Thickness : 13 mm
Maximum working tension - 1300 lbs per foot width.

Application : Heavy duty belt specially suitable for high temperature furnaces.



BALANCED WEAVE BELT

Type L/K-4, 108-18, 40-18

Specification : 108-18, 40-18
108 coils of 18 swg per foot width.
40 crimped cross members of 18 swg per foot length

Details : Weight : 16.5 kg per sq. mt.
Thickness : 5 mm
Maximum working tension - 150 lbs per foot width.

Application : A medium duty close woven balance weave belt.

Note : Available in 108-20, 40-18, 108-22, 40-20



BALANCED WEAVE BELT

Type L/K-16, 36-12, 22-12

Specification : 36-12, 22-12
36 coils of 12 swg per foot width.
22 crimped cross members of 12 swg per foot length

Details : Weight : 20 kg per sq. mt.
Thickness : 9 mm
Maximum working tension - 2550 lbs per foot width.

Application : A general purpose balanced weave conveyor belt. Specially suitable for glass annealing.



DUPLEX

Type 36-12, 18-12

Specification: 36-12, 18-12
36 coils of 12 swg per foot width.
18 cross rods of 12 swg per foot length.

Details : Weight : 19 kg per sq. mt.
Thickness : 14 mm
Maximum working tension - 4000 lbs per foot width.

Application : Heavy duty belt for continuous furnace for sintering, brazing, annealing etc. for temperature upto 1100°C.



BALANCED WEAVE TYPE

Type L/K-6

Specification : 36-16, 30-16
36 coils of 16 swg per foot width.
30 crimped cross members of 16 swg per foot length.

Details : Weight : 8 kg per sq. mt.
Thickness : 13 mm
Maximum working tension - 600 lbs per foot width.

Application : A general purpose balanced weave conveyor belt.

Note : Available in 36-18, 30-16

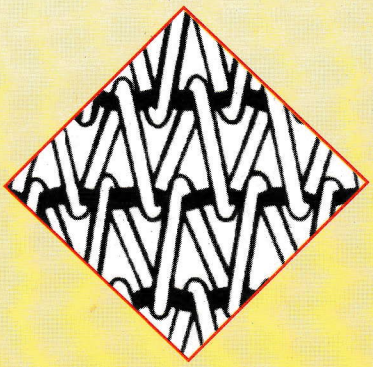

BALANCED WEAVE

Type L/K-17

Specification : 24-12, 20-10
24 coils of 12 swg per foot width
20 crimped cross membersof 10 swg per foot length.

Details : Weight : 14 kg per sq. mt.
Thickness : 8 mm
Maximum working tension -1580 lbs per foot width of the belt.

Application : Specially suitable for glass annealing Lehrs.



COMPOUND BALANCED WEAVE

Type L/K-3 in 2, 3, 4 & 5 rod services.

Specification : 2, 3, 4 & 5 rod services
20, 18, 16 & 12 swg 36 to 140 coils per foot width according to wire diameter.

Details : Weight - According to wire diameter
Thickness - 6 to 15mm depending on wire diameter
Maximum working tension - on application

Application : Closely woven wire conveyor belt suitable for light, medium And heavy duties.



BALANCED WEAVE

Type L/K-9, 18-8, 10-6

Specification :18-8, 10-6
18 coils of 8 swg per foot width.
10 crimped cross members of 6 swg per foot length.

Details : Weight : 15 kg per sq. mt.
Thickness : 14.5 mm
Maximum working tension - 1400 lbs per foot width of the belt.



DUPLEX WEAVE

Type L/K-52, 120-20, 60-18

Specification :120-20, 60-18
120 coils of 20 swg per foot width.
60 straight cross members of 18 swg per foot length

Details : Weight : 22 kg per sq. mt.
Thickness : 5 mm
Maximum working tension - 600 lbs per foot width of the belt.

Application : Available in small width only. Specially designed for Pharmaceutical industry.



HONEY COMB BELT

Mesh : 1" X 1", 1" x 1/2", 1/2"x 1/2"

Application : It is an excellent choice for many processing operations

* Large open mesh for free circulation and drainage.
* Easily and quickly cleaned to meet sanitation requirement.
* Smooth ; flat surface gives product stability.
* Positive sprocket drive provides trouble - free operation.





FLATTEND WIRE CONVEYOR BELT

Application : Provides a smooth flatter belt surface for better products support.



CHAINLINK TYPE BELT

Application : It is used where an open mesh is required for maximum drainage or out flow. It is also used for protective guards or curtain.



ENROBER BELT

Enrober belt is an effective choice for a wide variety of light duty applications in food processing, metal working and other industries.

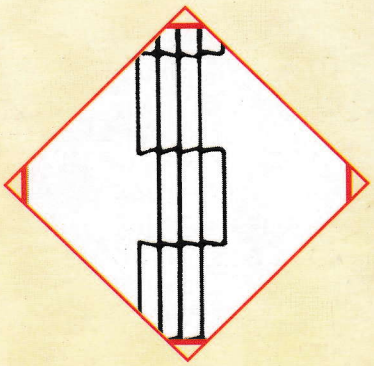

BALANCED WEAVE

Type L/K-9, 7-6, 6-6

Specification : 7-6, 6-6

7 coils of 6 mm per foot width.
6 crimped cross members of 6 mm per foot length.

Application : Heavy duty belt for continuous furnace for sintering, brazing, annealing etc. for high temperature.



CRIMPED NETTING

Crimped net is available in SS / GI / MS

MIST ELIMINATOR

DEMISTER PAD - ENTRAINMENT SEPARATOR

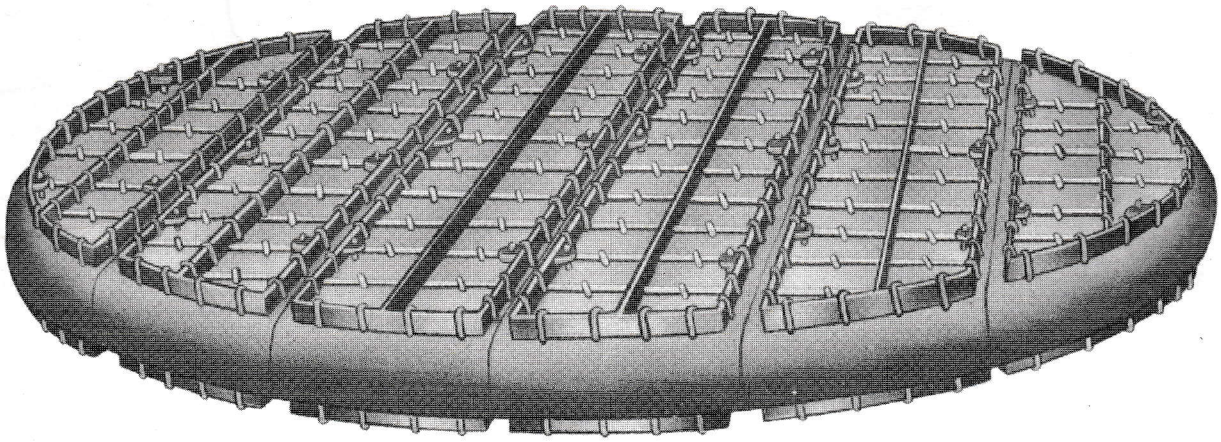

INTERNATIONAL WIRENETTING INDUSTRIES

MIST ELIMINATORS

General

In any process in which gases contact liquids or vapours separated from a liquid phase, it is always very hard to obtain a complete separation between these two phases; gases and vapors carry as entrainment fine liquid droplets that owing to their size and gases velocity cannot disengage by gravity.

Mist Eliminator, that are employed to remove these entrainments, are special wire meshes with a cellular structure making a pad having a determinate thickness and diameter through it the two phases liquid-gas or liquid-vapour are disengaged.

This Eliminator can be realized with metals generally employed in chemical industry.

From data obtained by laboratory tests and by many installations in industrial plants, it results that Mist Eliminator allow a separation of liquids carried by gases with efficiencies reaching 99.9%.

CONSTRUCTION

Mist Eliminators consist essentially of pads of multiple layers of Fabric-knitted from metals and synthetic fibre monofilament chosen to suit the particular duty requirements. After knitting each layer is crimped and then converted into desired size or shape or pads. The pads are not entirely rigid and generally supported by open grid structure.

FUNCTION

The mist Eliminator is installed some distance above the surface of the liquid to allow some space for the natural disengagement of the coarsest natural particles and also to ensure that the gas / vapour flow is uniform over the Whole area of the Mist Eliminator.

The droplet laden gas / vapour then passes into Mist Eliminators at a predetermined velocity. The gas / vapour easily finds open path through the mesh but the droplets and mist impinge on the filaments of pad where they coalesce and eventually grow to such a size to overcome surface tension of liquid and force of gravity. The drops so formed then fall down allowing the free gas / vapour to pass out from the Mist Eliminator.

ADVANTAGES

1) Prevention of air pollution
2) Improvement in Process efficiency
3) Minimise product losses in Kettles, Reboilers & evaporators.
4) Eliminate costly liquid lose
5) Reduces product contamination
6) Prevent Carbon & Metal entrainment of down stream catalyst cracker.

DESIGN VELOCITY

Design Velocity can be calculated according to formula as given below.

$$V = K \frac{DI - DG}{DG}$$

Where 'V' = Velocity in M/Sec
'K' = Constant = 0.108
'D' = Density of liquid in Kg/M^3
'Dg' = Density of gas vapor in Kg/M^3

The gas / vapour velocity through the Mist Eliminator is influenced by a number of factors which include viscosity, surface tension, particle size & quantity of entrainment.

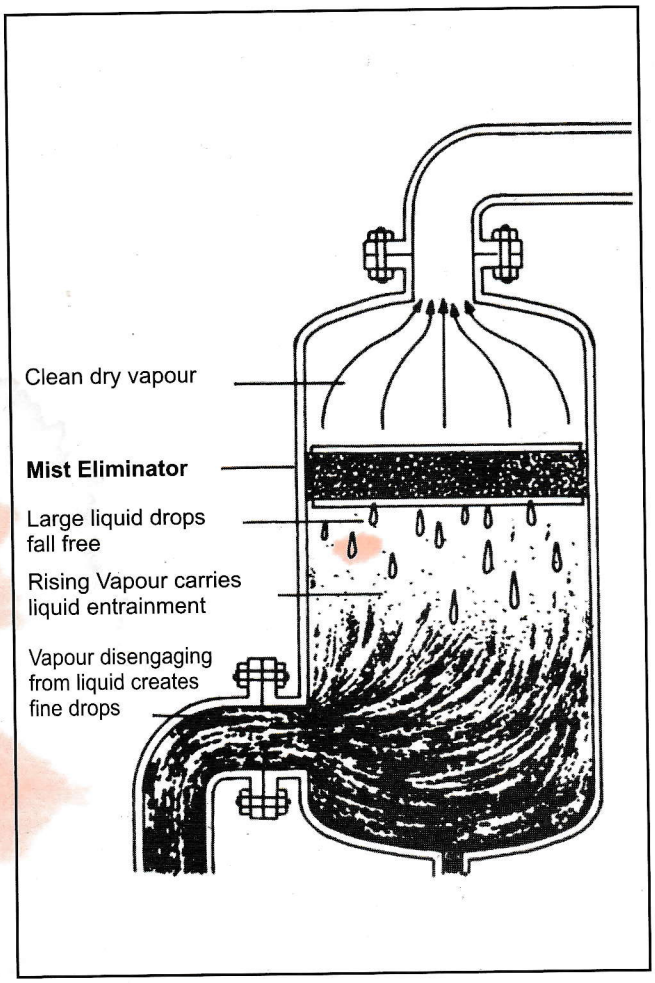
Clean dry vapour
Mist Eliminator
Large liquid drops fall free
Rising Vapour carries liquid entrainment
Vapour disengaging from liquid creates fine drops

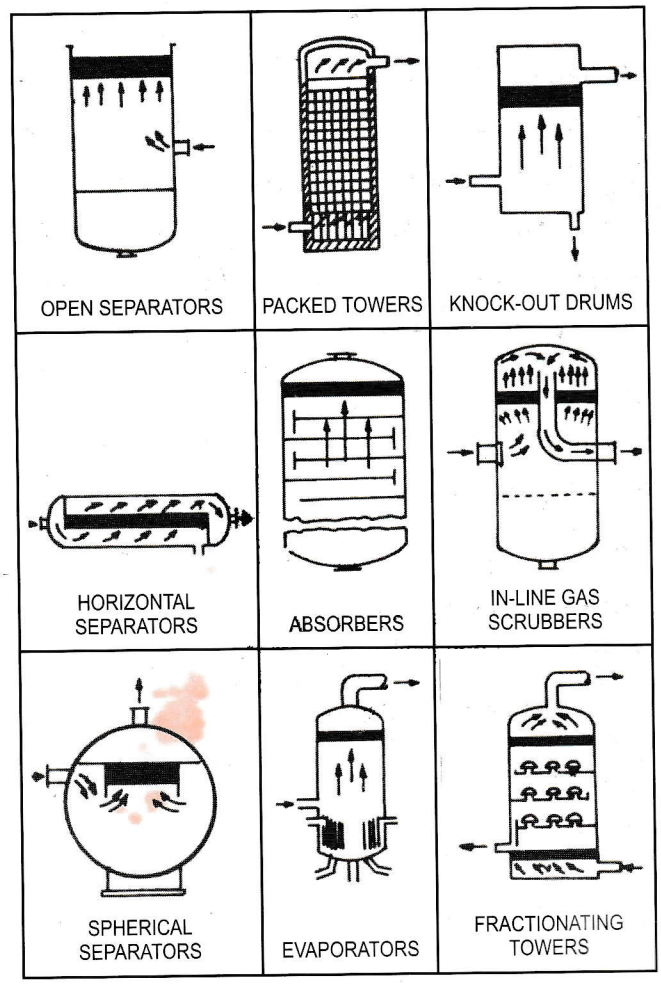
OPEN SEPARATORS
PACKED TOWERS
KNOCK-OUT DRUMS
HORIZONTAL SEPARATORS
ABSORBERS
IN-LINE GAS SCRUBBERS
SPHERICAL SEPARATORS
EVAPORATORS
FRACTIONATING TOWERS

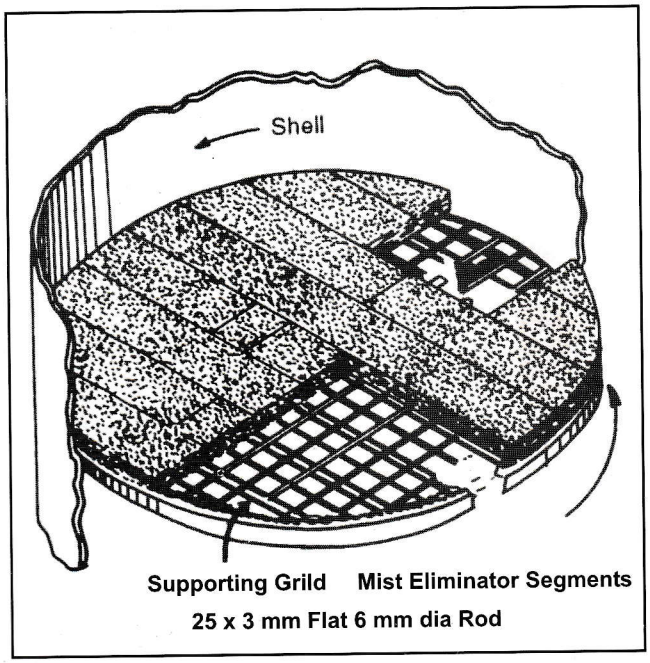
Shell
Supporting Grild
Mist Eliminator Segments
25 x 3 mm Flat 6 mm dia Rod

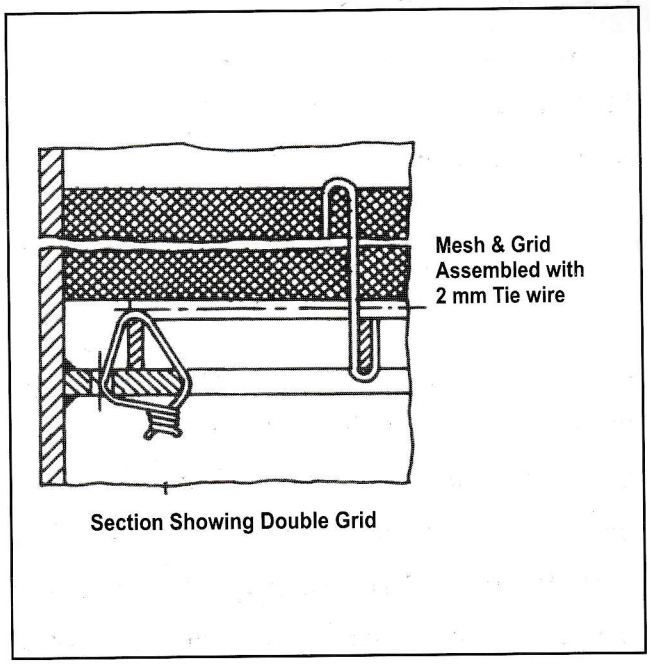
Mesh & Grid Assembled with 2 mm Tie wire
Section Showing Double Grid

MATERIALS OF CONSTRUCTION	
MATERIAL	**LIQUID PRODUCTS SEPARATED**
SYNTHETIC FIBRE	For corrosive Service at Moderate Temperature.
COPPER	Freons, Alchols.
ALUMINIUM	Nitric Acid.
304 STAINLESS	Water Solutions, Nitric Acid reduced crude Petroleum fraction etc.
316 STAINLESS	Fatty acids reduced crude containing naphthenic acids and corrosive chemicals.
MONEL	Caustic Soda, Dilute acids
NICKEL	Caustic Soda, Food Products.
H.D.P.E.	For corrosive service at temperature upto 50^0 C
POLY PROPYLENE	For corrosive service at temperature upto 80^0 C

TECHNICAL PARAMETERS				
TYPE	BULK DENSITY Kg/M^3	SURFACE AREA M^2/M^3	VOIDAGE %	CHARACTERISTICS
ME 1	80	157		High Throughout
ME 2	144	282	98.2	High Throughout
ME 3	173	360	97.7	High Throughout
ME 4	192	377	97.6	Super Efficient
CP 5	432	1940	94.5	Multifill Pack

PERFOMANCE GRAPHS

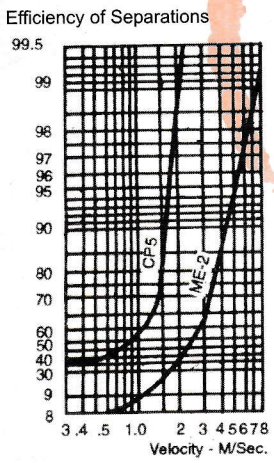

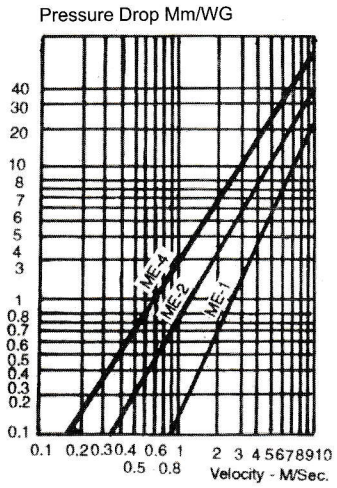

INTERNATIONAL WIRENETTING INDUSTRIES

INTERNATIONAL WIRENETTING INDUSTRIES

FACTORY : 1, MARUDHAR INDUSTRIAL ESTATE,
SATPATI ROAD, VILL.: ALIYALI,
PALGHAR DIST.: THANE-401 404,
PHONE : 02525-251186/88. TELEFAX : 02525-251188

MUMBAI OFFICE : 59, MOHAMADALI ROAD,
LOTUS BUILDING, R. N. 14, 2ND FLOOR,
MUMBAI-400 003. PHONE : 20622673/74